

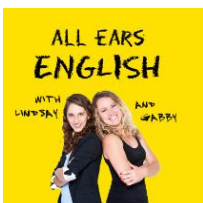
10 WAYS TO LEARN ENGLISH WITH A PODCAST



Subscribe to the podcast
now to get started!



TIP 1: Learn to relax with English



Share this
idea with a
friend!





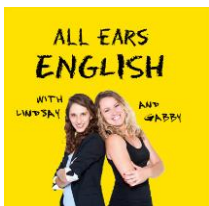
Do you panic when native English speakers come up to you? Does your mind go blank?"

If you are not used to hearing the sounds of English, the trick to overcoming this problem is to immerse yourself in the sounds of English.

When you go out for your daily run or when you walk to your train, put your headphones in and turn on a podcast like All Ears English. Be sure to focus on a podcast that gives you natural, authentic conversation.

Don't try to understand every single sentence or phrase in the podcast episodes. Instead, just soak up the sounds as if you were a sponge!

Tune your ear to the sound of English and before you know it your English anxiety will be gone!



Share this
idea with a
friend!



TIP 2: Don't Sound Like a Robot



www.allearsenglish.com

Share this
idea with a
friend!





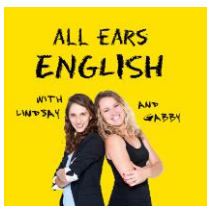
Are you using a boring English grammar book?"

The conversations and dialogues in your textbook aren't realistic and if you actually try to repeat those phrases in a real conversation you will sound like a robot.

Here's an example: While some textbooks still teach you to say "how do you do?" that phrase has been out of style for years in the United States! If you use it, you will sound like a robot! Don't sound like a robot!

When you listen to podcasts you will naturally pick up phrases, greetings, slangs, idioms, and expressions that are real and up-to-date. You will also learn what the underlying meaning is for the phrase.

Learn real English with podcasts!



Share this idea with a friend!



TIP 3: Build a Daily English Habit



Share this
idea with a
friend!





Your habits are what make your goals possible.”

The truth is, improving your English doesn't require hours and hours of study each day. But it does require regular, consistent, daily practice and exposure to the language.

A podcast is an easy way to get that practice every single day. Most podcast episodes are a short 10-30 minutes. You can easily listen to an entire episode on your train ride to work.

So start to think about how you can make podcasts a core part of your daily English routine. It only takes a few weeks to establish a new habit, so get started today.



www.allearsenglish.com

Share this idea with a friend!



TIP 4: Listen first, then speak



Share this
idea with a
friend!





Learn the way a child learns. Listen first and then speak.”

How do babies learn their native language? They are silent for 9 months to one year and they listen to the sounds around them. They don't speak a single sound until they have at least a basic map in their mind of how the language works.

Obviously your English is more advanced than a baby's English! However, you can use this technique in your toolbox.

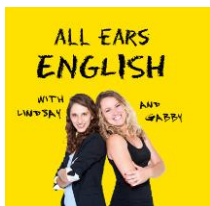
Speaking is important, but your foundation should be listening. Build your foundation first then jump into conversations to practice what you have heard.



**Share this
idea with a
friend!**



TIP 5: Think of Learning as a Game



Share this
idea with a
friend!





You have memories of English class when you were 13. It's time to learn in a new way."

You probably have very scary memories of your 7th grade English class. You were 13 years old and your teacher made you conjugate irregular verbs and if you made a mistake you were in trouble. It was painful. It was humiliating. You didn't learn much. Those days are over, but that memory still lives on in your mind as your first English-learning experience.

It's time to learn in a new, fun way. Podcasts can be a form of entertainment. Let Gabby and Lindsay entertain you as we tell funny stories about stupid things we did during our world travels.

With podcasts, learning English doesn't have to be "work." It can be "play."

Think of it as a game, a break from your daily routine.



Share this idea with a friend!



TIP 6: Take Notes While You Listen



Share this
idea with a
friend!





If you are a visual learner, try taking notes while you listen.”

Science tells us that the more senses that you involve when you learn a language, the faster and better you will learn.

When you hear the language, see it and remember it by writing it down.

You can write down new phrases that you learn and turn them into flashcards or you can summarize what you heard and ask your English teacher to correct it.



Share this
idea with a
friend!



TIP 7: Try Shadowing



Share this
idea with a
friend!



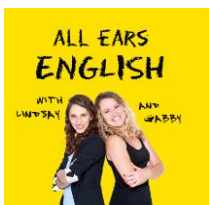


Shadowing is a way of studying language by mimicking or copying native speakers.”

The point of shadowing is to primarily practice listening carefully and to pronounce the words you hear quickly and accurately, as soon as you hear them.

Research shows that walking while listening to a podcast and shadowing will increase the effectiveness, because you will stay alert and have more oxygen flowing to your brain as you move. It is perfect for the busy learner to use with a podcast that you have downloaded onto your smartphone or mp3 player.

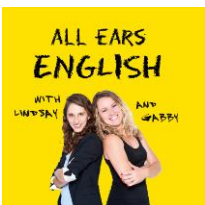
Watch this short instructional lecture to see what shadowing looks like: <http://www.youtube.com/watch?v=fTHGcsn-ieM>



Share this
idea with a
friend!



TIP 8: Use the Phrases that You Hear in Conversation



Share this
idea with a
friend!





Do you ever notice that some native English speakers use a few phrases all of the time?"

Notice what phrases people use in specific situations, such as to greet each other, to congratulate someone, to show that they are listening, and so on.

Can you remember some of these phrases?

Now imagine that you are going to have a conversation. I want you to use the same phrases that you have heard from your English speaking friends or in English language movies.

It's OK to pretend that you are acting when you do this. If you are using phrases that you heard your favorite actor say, for example, you might pretend that you are your favorite actor, and even adopt some body language or mannerisms.



**Share this
idea with a
friend!**



TIP 9: Interact with the Podcast Online



Share this
idea with a
friend!

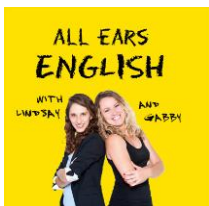




Get involved in friendly, fast conversations and make new friends online.”

Social media, such as Facebook and Twitter, is a relatively new way to interact with people from all over the world in English. What a great opportunity to engage in friendly, fast conversations and make new connections with friends online! Interacting with the podcast via social media means that you can easily and quickly share your opinion or ask questions about the podcast, or about learning English in general.

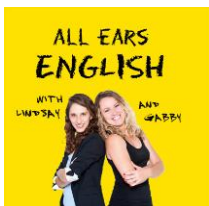
On the All Ears English website (www.AllEarsEnglish.com), you will find blog articles and materials to support your learning with our podcasts. Reading the blog articles is a great way to reinforce your vocabulary seeing the ideas and words expressed in print. Also, discussion questions add depth to your podcast experience. You can think about the answers yourself, or even better, ask the questions of a friend or tutor -- which leads to our next tip! Join our All Ears English Facebook Group now! Go to www.Facebook.com and search for “All Ears English.”



Share this idea with a friend!



TIP 10: Share the Podcast with a Friend and Discuss



Share this
idea with a
friend!





Share the podcast with an English-speaking friend or with your tutor.”

Share the podcast with an English-speaking friend or your English tutor. Send them to **the iTunes Podcast page** for All Ears English to download it immediately. You can practice your listening and also get vocabulary on a specific topic that you can start using in conversation. Take notes as you listen to the podcast for a second time to remember ideas and vocabulary that you would like to talk about.

Discuss the podcast with your friend. Before starting the conversation, think about questions you could ask your friend about the podcast topic. Or simply ask, “What did you think about the podcast?” Be the leader in the conversation: ask questions, offer your opinion, and then ask more questions! Having a conversation is a two-way street, meaning that you have to always ask more questions and share your thoughts as you engage and listen to your conversation partner.

Interaction with people in English is important to be able to start using and improving your English. Podcasts are an interesting current topic for discussion, and your friend will surely appreciate that you shared!



Share this idea with a friend!



Get the All Ears English Premium
Materials!

www.allearsenglish.com/conversations



Credits

Cover photo: <http://www.flickr.com/photos/feverblue/>

Tip 1: <http://www.flickr.com/photos/noii/>

Tip 2: <http://www.flickr.com/photos/smaedli/>

Tip 3: <http://www.flickr.com/photos/dlytle/>

Tip 4: <http://www.flickr.com/photos/carbonnyc/>

Tip 5: <http://www.flickr.com/photos/insouciance/>

Tip 7: <http://www.flickr.com/photos/dvs/>

Tip 8: <http://www.flickr.com/photos/katerha/>

Tip 9: <http://www.flickr.com/photos/jasonahowie/>