

How to Teach with the All Ears English Podcast



**Bring your students from
intermediate to advanced with 6
classroom activities!**

Dear Teachers,

We designed the All Ears English podcast to fill a gap in ESL/EFL language learning materials for the intermediate to advanced level adult student.

Our students want to reach fluency and need cultural competency, but don't have a way to bridge from intermediate English to advanced, authentic English.

As teachers, we are often alone in the classroom and cannot model conversations for our students the way we want to. Use All Ears English to fill that need and show conversation models that you can build from.

Whether you are looking for a 5-minute warm up or a full semester-long listening and speaking-focused curriculum or something extra to suggest to students who want a challenge, you can use All Ears English to give your students what they need.

Lindsay McMahon

Lindsay McMahon, M.A. Intercultural Relations, SIT TESOL Certified

[All Ears English](#)



Subscribe to the podcast
now to get started!



TABLE OF CONTENTS:

Get them Talking!.....6

Debate It!.....8

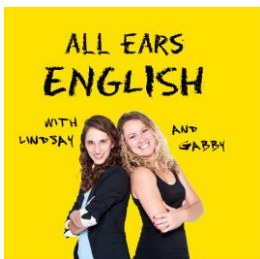
Find Another Way to Say It.....10

Role Play.....12

Make It Social.....14

What Does It Mean?.....16

Activity # 1: Get Them Talking!



Share this
idea with a
colleague!





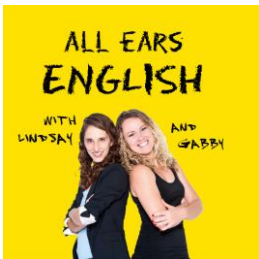
Get your students talking from the first minute of class!”

- **Time:** 5 minutes at the beginning or end of class
- **Materials:** one podcast episode, assigned as homework, notecards
- **Instructions:** Choose one episode and assign it for homework the night before. Create 3-5 conversation questions on small notecards. Put students in groups of 2. Discuss each question for 3 minutes, pass the card and begin with the next question.

Share this idea with a colleague!



Activity # 2: Debate It!



Please share
this with a
colleague





Debating is a great way to challenge intermediate students"

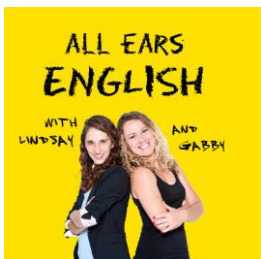
- **Time:** 15- 30 minutes
- **Materials:** one podcast episode, assigned as homework
- **Instructions:** Set up a classroom debate. Assign an appropriate episode for homework. Assign sides the night before. Let them prepare by creating phrases and specific arguments. Debate first in small groups. Later, expand to a classroom debate if your class is small enough.

Suggested episodes for debates: 75 and 5

Please share this idea with a colleague!



Activity # 3: Find Another Way to Say It



Please share this
idea with a
colleague!





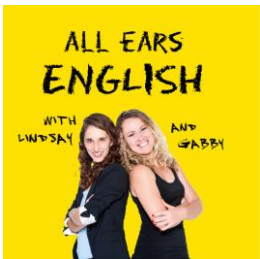
At this level, students need various ways to express the same idea”

- **Time:** 15- 30 minutes
- **Materials:** one podcast episode, assigned as homework
- **Instructions:** Split the class into 2 or 3 teams. Assign the podcast for homework. To begin the game, select 4-6 phrases or expressions that can be re-worded in multiple ways. The teams get 5 minutes to create a list of alternative ways to say each phrase. At the end, tally and score the lists. The class decides if each phrase is accepted (you decide what levels of accuracy you will accept). The team with the most correct phrases wins the game.

Please share this
idea with a
colleague!



Activity # 4: Role Play



Please share this
idea with a
colleague!





Let students be cultural consultants for their home country”

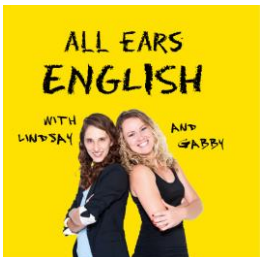
- **Time:** 15- 30 minutes
- **Materials:** one podcast episode, assigned as homework
- **Instructions:** Put your students into groups of two. Choose an episode where Lindsay and Gabby discuss a cultural issue in the US (dating, food). Ask your students to listen to the podcast the night before as homework. Ask students to study phrases and expressions that were used. In class, have students role play the discussion but have them act as cultural consultants from their own country.

Suggested episodes: 58, 50

**Please share this idea
with a colleague!**



Activity # 5: Make It Social



Please share
this idea with a
colleague!





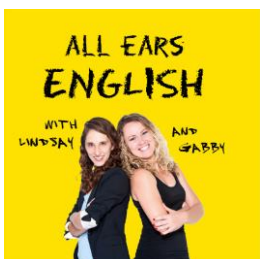
Your students are already on social media, engage them there.”

- **Time:** 15- 30 minutes
- **Materials:** Students’ smartphones, internet
- **Instructions:** Listen to one episode as a class. Break into small groups or partners and have each group write a follow up question that they would ask Lindsay or Gabby if they had the chance. Check the questions for accuracy. As a class, vote on the top 3 questions and select three students to post the question on the [All Ears English Facebook](#), [Twitter](#) or [Google Plus](#) page for the community to answer.

Please share this
idea with a
colleague!



Activity # 6: What Does It Mean?



Please share this
idea with a
colleague!





Give students the real English vocabulary that they want.”

- **Time:** 30-45 minutes
- **Materials:** one podcast episode
- **Instructions:** Make a list of 3-5 vocabulary words or phrases that are new to students or that they are probably not very familiar with. Listen to an episode as a class and ask students to pay close attention to how the vocabulary word or phrase is used in context. Put the students in small groups or partners and ask them to make their own example sentences.

Please share this idea
with a colleague!



Are you ready to get started?



Get the All Ears English transcripts!

Click here:

<http://www.allearsenglish.com/conversations>

**Like what you read?
Share with your
colleagues and friends!**



Credits

Cover page: <https://www.flickr.com/photos/feverblue/>

Activities 1- 6: <https://www.flickr.com/photos/shaneglobal/>

Social media <https://www.flickr.com/photos/melenita/>